







Scientific Research Instruments in Department of Pharmacology

Name of Department	Pharmacology	Tel:	25015
Head of Department	Prof. Dr. Manar Ahmed Nader	Mobile	01278204546
Location of Laboratory	Building A	E-mail:	mupharmadiv@gmail.com
Research/Lab Coordinator	Prof Dr Nashwa Mohamed Aboelsaad	Mobile	01060303075


Instrument	Cooling Centrifuge	
Model	Sigma (3-30K)	
Uses	Centrifugation of blood & tissue homogenate for ELISA, Western blot & PCR	


Instrument	Langendorff apparatus (Isolated heart model)	
Model		
Uses	Isolation of heart	


Instrument	Treadmill	
Model	Exner 3/6	
Uses	Behavioral tests	


Instrument	Suction System	
Model	Biovac 240	
Uses	To keep isolated tissue a life	




Instrument	Slee Cryostat	
Model	Histopathology Slides cutter	
Uses	Preparation of histopathological slides	


Instrument	Microplate Reader	
Model	MR-96 CLINDIAG	
Uses	Measurement of protein concentration	


Instrument	Sleep one plus real time PCR system thermal cycling block	
Model	Applied Biosystems	
Uses	Measurement of Gene expression	


Instrument	Oven	
Model	PS.3A Advanced technology	
Uses	Drying of tissue	



Instrument	Orbital Shaker	
Model		
Uses	Shaking for samples	


Instrument	Paw pressure test	
Model	ALMEMO 2450	
Uses	Mechanical pain test	


Instrument	Hot plate	
Model	Lab Companion HP-3000L	
Uses	Thermal pain test	


Instrument	Homogenizer	
Model	DAIHAN Scientific HG-15D	
Uses	Automatic tissue homogenization	




Instrument	Vortex	
Model	خلاط دوامة صناعة مصرية	
Uses	Sample shaking	


Instrument	Circulating Water Bath	
Model	Precision Model 260	
Uses	Sample heating	


Instrument	Cooling Centrifuge	
Model	HERMLE Z206A	
Uses	Centrifugation of blood & tissue homogenate for ELISA, Western blot & PCR	


Instrument	pH meter	
Model	Consort p901 Electrochemi cal Analyzer	
Uses	Adjusting pH	




Instrument	Centrifuge	
Model	Model 800	
Uses	Centrifugation of blood & tissue homogenate	


Instrument	Electronic Scale	
Model	BEL Engineering (M214Ai)	
Uses	Weighting fine chemicals	


Instrument	Spectrophotometer	
Model	UNICO Spectrophotometer 1200	
Uses	Colorimetric determination of biomarkers concentration in biological samples	


Instrument	Spectrophotometer UV-VIS	
Model	UNICO Spectrophotometer UV-VIS Series 2100	
Uses	Colorimetric determination of biomarkers concentration in biological samples	




Instrument	Double Beam UV/VIS Spectrophotometer	
Model	RG Instruments limited T80 Double Beam UV/VIS Spectrophotometer	
Uses	Colorimetric determination of biomarkers concentration in biological samples	


Instrument	Physiograph	
Model	AD instruments (ML11B)	
Uses	Isolated tissue preparation and response to various drugs	


Instrument	Handheld homogenizer	
Model	SA 5000-30000 RPM	
Uses	Automatic tissue homogenization	


Instrument	Handheld homogenizer	
Model	Acculab H160	
Uses	Automatic tissue homogenization	




Instrument	ECG	
Model	FUKUDA M-E Cardisuny 501B- III	
Uses	Electro- cardiogram measurement	


Instrument	Light Microscope	
Model		
Uses	Carrying on Surgical operation under magnification of microscope	


Instrument	2x3 advanced Vortex mixer	
Model	VELP Scientifica	
Uses	Sample shaking	


Instrument	360 Degree Rotating Trinocular Stereo Microscope	
Model	AM scope	
Uses	Carrying on Surgical operation under magnification of microscope	




Instrument	ECG	
Model	3RAY ECG-2301	
Uses	Electro- cardiogram measurement	


Instrument	Centrifuge SMIC	
Model	Shanghai 800	
Uses	Centrifugation of blood & tissue homogenate	


Instrument	Centrifuge MSE	
Model	MINOR	
Uses	Centrifugation of blood & tissue homogenate	


Instrument	Hot plate	
Model	Cimarec 3	
Uses	Thermal pain test	




Instrument	Centrifuge	
Model	HERMLE 2206A	
Uses	Centrifugation of blood & tissue homogenate	


Instrument	Spectro laboured	
Model	uv D - 2950	
Uses	Colorimetric determination of biomarkers concentration in biological samples	


Instrument	Hot plate with stirrer	
Model	Cimarec	
Uses	Thermal pain test	


Instrument	Radwag Scale	
Model	AS 220.R2	
Uses	Weighting fine chemicals	



Instrument	Animal Scale	
Model	MRINO	
Uses	Weighting experimental animal	

Instrument	Electronic scale	
Model		
Uses	Weighting chemicals	

Instrument	Paw pressure	
Model	ALMEMO (2450)	
Uses	Mechanical pain test	

Instrument	Water bath	
Model	xMID -3000	
Uses	Heating samples	